

How to Check Your Internet Connection for the TALA Test

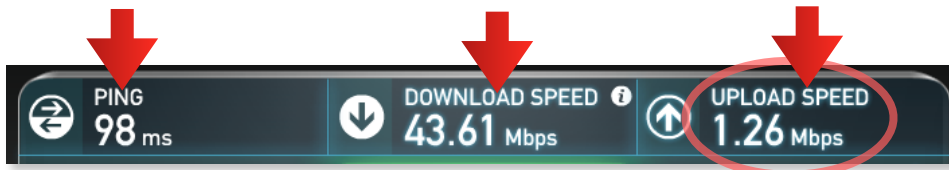
1. Go to <http://www.speedtest.net>, and click on the **Begin Test** button.



2. Speedtest will automatically calculate your network's download and upload speeds.

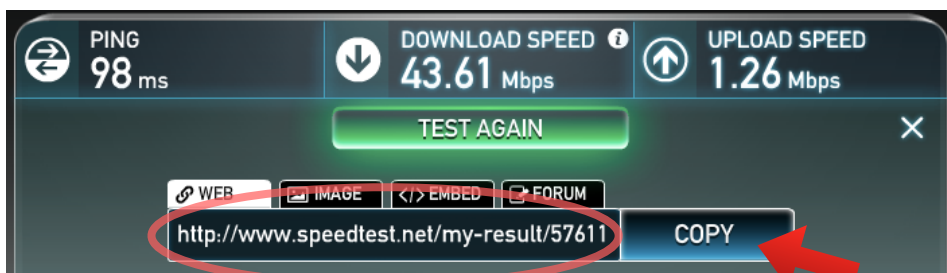
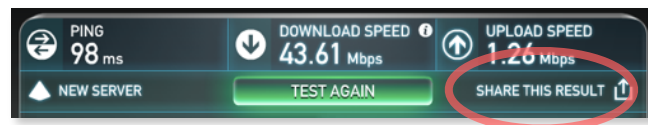


3. When the test is complete, it will report three important pieces of information. The **Ping Speed**, the **Download Speed**, and the **Upload Speed**.



The **Upload Speed** is the most important of these numbers. In this picture, the Upload Speed is 1.26 Megabits per second (Mbps). **The Upload Speed will need to be at least 0.50 Mbps in order to support 50 simultaneous test takers, or 1.00 Mbps to support 100 simultaneous test takers.**

4. Before closing your browser window, please click on the **Share This Result** button,



then click on the **Copy** button and email the SpeedTest results link to info@diglossia.net.